

Serie "Traino veloce"
"Fast Running" series

CM 271

Gru idraulica a montaggio rapido
Hydraulic crane with quick assembling
Grue hydraulique à montage rapide
Hydraulischer Schnellmontagekran
Grúa hidráulica de montaje rápido



EN 14439 C25

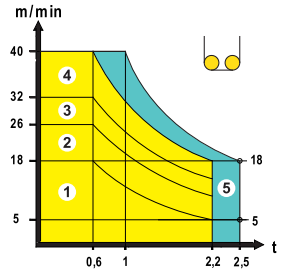
DIN 15018-H1/B3

PROGETTO e COSTRUZIONE / DESIGN and CONSTRUCTION:
LUIGI CATTANEO S.p.A

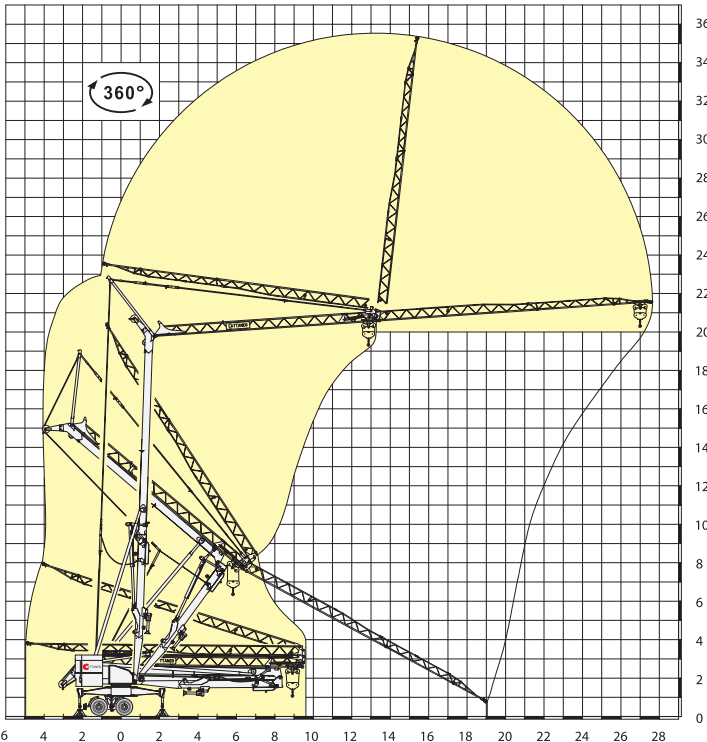
Prestazioni - Performances - Prestations - Leistungen - Prestaciones

Icona	kVA	230V - 50Hz				230V - 50Hz / 400V - 50Hz					
		3 kVA 1		4,5 kVA 2		6 kVA 3		10 kVA 4			
Inverter	7,5/1400	↑↻	m/min	1°	2°	3°	↑↻	m/min	1°	2°	3°
			kg	2.200	1.000	600		kg	2.200	2.200	600
			↓↻	kg	2.200	2.200		600	kg	2.200	2.200
(*)	Inverter	2,2/1400	m/min 20 - 35				m/min 20 - 40				
Inverter	2,2/1400	g/min				0,4 - 0,9					

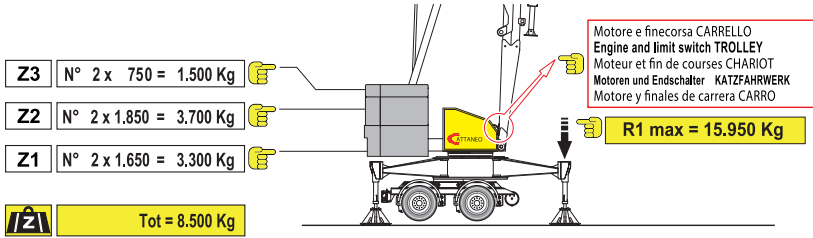
Icona	kVA	400V - 50Hz					
		12 kVA 5					
Inverter	7,5/1400	↑↻	1°	2°	3°	4°	
			m/min	5	18	30	40
Inverter	3/1400	↓↻	kg	2.500	2.500	1500	1000
			m/min	25 - 50			
Inverter	2,2/1400	g/min				0,4 - 0,9	



Montaggio - Erection - Montage - Montage - Montage

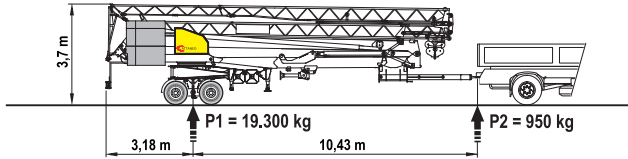
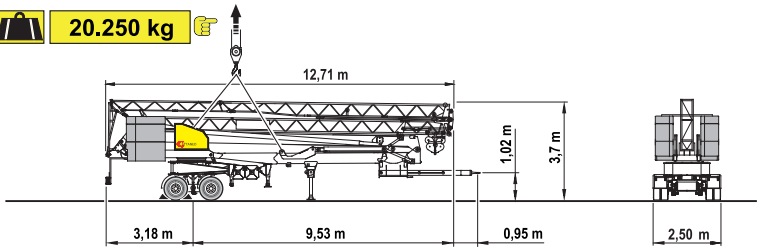


Contrappeso in lastre di cemento armato - Ferro-concrete ballast slabs Contrepoids en plaques de béton armé - Gegengewicht aus Betonplatten - Lastre en hormigón armado

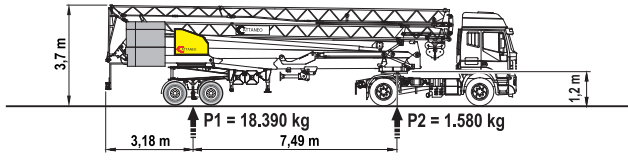


Trasporto - Transport - Transport - Transport - Transporte

20.250 kg

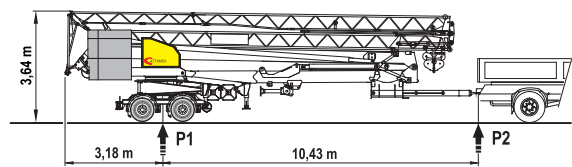


25 km/h
 ABE (TUV) § 20-22 StVZO



25 km/h
 ABE (TUV) § 20-22 StVZO

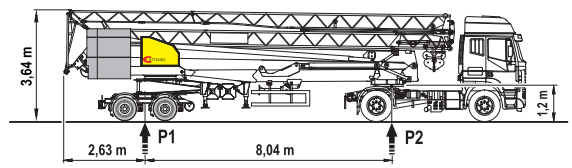
S020



Offroad	km/h	P1	P2
S020	80	19.910	950 kg

ABE (TUV) § 20-22 StVZO

S020



Offroad	km/h	P1	P2
S020	80	17.900	2.780 kg

Dir. 2007/46/CE